

COLONIAL INVESTMENT GRADE MUNICIPAL TRUST
Form N-Q
October 31, 2005

**UNITED STATES
SECURITIES AND EXCHANGE COMMISSION
Washington, D.C. 20549**

OMB APPROVAL
OMB Number: 3235-0578
Expires: February 28, 2006
Estimated average burden hours per
response.....20.00

FORM N-Q

**QUARTERLY SCHEDULE OF PORTFOLIO HOLDINGS OF REGISTERED
MANAGEMENT INVESTMENT COMPANY**

Investment Company Act file number 811-5785
Colonial Investment Grade Municipal Trust
(Exact name of registrant as specified in charter)
One Financial Center, Boston, Massachusetts 02111
(Address of principal executive offices) (Zip code)
Vincent Pietropaolo, Esq.
Columbia Management Group, Inc.
One Financial Center
Boston, MA 02111
(Name and address of agent for service)

Registrant's telephone number, including area code: 1-617-772-3698

Date of fiscal year end: 11/30/05

Date of reporting period: 08/31/05

INVESTMENT PORTFOLIO

August 31, 2005 (Unaudited)

Colonial Investment Grade Municipal Trust


		Par (\$)	Value (\$)*
Municipal Bonds	143.5%		

EDUCATION 12.2%

Shares

Value (\$)

Education 8.6%

A large, solid light-blue rectangular area covers the majority of the page, obscuring the table content. Only the header information is visible.

Edgar Filing: COLONIAL INVESTMENT GRADE MUNICIPAL TRUST - Form N-Q

FL Broward County Educational Facilities Authority			
	Nova Southeastern University, Series 2004 B, 5.500% 04/01/24	155,000	164,455
IL Chicago State University			
	Series 1998, Insured: MBIA 5.500% 12/01/23	1,085,000	1,292,745
MA Development Finance Agency			
	Western New England College, Series 2002, 6.125% 12/01/32	315,000	340,118
MN University of Minnesota			
	Series 1996 A, 5.750% 07/01/14	500,000	580,285
	Series 1999 A, 5.500% 07/01/21	2,000,000	2,370,040
NY St. Lawrence County Industrial Development Agency			
	St. Lawrence University, Series 1998 A, Insured: MBIA 5.500% 07/01/13	1,465,000	1,584,368
PA Higher Education Facilities Authority			
	Philadelphia University, Series 2004 A, 5.125% 06/01/25	500,000	506,825
TN Metropolitan Government, Nashville & Davidson County, Health & Educational Facilities Board			
	Meharry Medical College Project, Refunding, Series 1996 Insured: AMBAC 6.000% 12/01/16	1,575,000	1,870,612
TX Texas Tech University			
	Series 1999, Insured: AMBAC 5.000% 02/15/29	2,500,000	2,602,825
Education Total			11,312,273
Prep School 1.1%			


Edgar Filing: COLONIAL INVESTMENT GRADE MUNICIPAL TRUST - Form N-Q

MA Industrial Finance Agency			
	Tabor Academy, Series 1998, 5.400% 12/01/28	1,000,000	1,038,660
NH Business Finance Authority			
	Proctor Academy, Series 1998 A,		

Municipal Bonds (continued)	Par (\$)	Value (\$)
[Redacted content]		

EDUCATION (continued)

Prep School (continued)



Edgar Filing: COLONIAL INVESTMENT GRADE MUNICIPAL TRUST - Form N-Q

	5.400% 06/01/17	365,000	378,549
Prep School Total			1,417,209
Student Loan	2.5%		

Edgar Filing: COLONIAL INVESTMENT GRADE MUNICIPAL TRUST - Form N-Q

CT Higher Education Supplemental Loan Authority			
	Senior Family Education Loan Program, Series A, Insured: MBIA		
	4.250% 11/15/19	1,700,000	1,689,154
NE Nebhelp, Inc.			
	Series 1993 A-6, AMT, Insured: MBIA		
	6.450% 06/01/18	1,500,000	1,550,160
Student Loan Total			3,239,314
EDUCATION TOTAL			15,968,796

HEALTH CARE 25.2%

Continuing Care

Retirement 6.3%




Edgar Filing: COLONIAL INVESTMENT GRADE MUNICIPAL TRUST - Form N-Q

CA La Verne			
	Brethren Hillcrest Homes, Series 2003 B, 6.625% 02/15/25	350,000	389,063
CO Health Facilities Authority			
	Covenant Retirement Communities, Inc., 5.000% 12/01/16	860,000	905,047
CT Development Authority			
	Elim Park Baptist Home, Inc., Series 2003, 5.750% 12/01/23	250,000	267,760
FL Capital Projects Finance Authority			
	Glenridge on Palmer Ranch, Series 2002 A, 8.000% 06/01/32	500,000	553,665
FL Lee County Industrial Development Authority			
	Shell Point Village Project, Series 1999 A, 5.500% 11/15/29	175,000	179,324
GA Fulton County Residential Care Facilities Authority			
	Canterbury Court Project, Series 2004 A, 6.125% 02/15/34	250,000	254,660
IL Health Facilities Authority			
	Lutheran Senior Ministries, Series 2001, 7.375% 08/15/31	250,000	268,090
	Washington & Jane Smith Community, Series 2003 A, 7.000% 11/15/32	250,000	265,505

Municipal Bonds (continued)	Par (\$)	Value (\$)
[Redacted content]		

HEALTH CARE (continued)

Continuing Care Retirement (continued)



Edgar Filing: COLONIAL INVESTMENT GRADE MUNICIPAL TRUST - Form N-Q

MD Westminster Economic Development Authority			
	Carroll Lutheran Village, Inc., Series 2004 A, 5.875% 05/01/21	500,000	521,280
MO Cole County Industrial Development Authority			
	Lutheran Senior Services, Heisinger Project, Series 2004, 5.500% 02/01/35	500,000	529,125
NC Medical Care Commission			
	United Methodist Retirement Home, Inc., Series 2005 C, 5.250% 10/01/24 (a)	250,000	252,900
NJ Economic Development Authority			
	Lions Gate: Series 2005 A, 5.750% 01/01/25	310,000	320,506
	5.875% 01/01/37	100,000	102,866
	Winchester Gardens: Series 2004 A, 5.750% 11/01/24	350,000	374,398
	5.800% 11/01/31	250,000	264,658
PA Chartiers Valley Industrial & Commercial Development Authority			
	Friendship Village/South, Series 2003 A, 5.250% 08/15/13	500,000	516,055
PA Delaware County Authority			
	Dunwoody Village, Series 2003 A, 5.375% 04/01/17	250,000	267,057
PA Montgomery County Industrial Development Authority			
	Whitemarsh Continuing Care Retirement Community, Series 2005, 6.250% 02/01/35	300,000	316,932
TN Johnson City Health & Educational Facilities Authority			
	Appalachian Christian Village Project, Series 2004 A, 6.250% 02/15/32	250,000	255,500
TN Shelby County Health, Educational & Housing Facilities Board			
	Germantown Village, Series 2003 A, 7.250% 12/01/34	150,000	162,462
TX Abilene Health Facilities Development Corp.			
	Sears Methodist Retirement Center, Series 2003 A, 7.000% 11/15/33	500,000	535,770

Municipal Bonds (continued)	Par (\$)	Value (\$)
[Redacted content]		

HEALTH CARE (continued)
Continuing Care Retirement
(continued)



Edgar Filing: COLONIAL INVESTMENT GRADE MUNICIPAL TRUST - Form N-Q

**VA Winchester Industrial
Development Authority**

	Westminster Canterbury, Series 2005 A, 5.300% 01/01/35	250,000	253,400
--	--	---------	---------

**WI Health & Educational Facilities
Authority**

	Eastcastle Place, Inc., Series 2004, 6.125% 12/01/34	150,000	151,193
	Three Pillars Senior Living Communities, Series 2003, 5.600% 08/15/23	300,000	313,812

Continuing Care Retirement Total 8,221,028

Health Services 0.4%

Edgar Filing: COLONIAL INVESTMENT GRADE MUNICIPAL TRUST - Form N-Q

CO Health Facilities Authority			
	National Jewish Medical & Research Center,		
	Series 1998 B,		
	5.375% 01/01/29	250,000	253,448
MA Health & Educational Facilities Authority			
	Civic Investments, Inc.,		
	Series 2002 A,		
	9.000% 12/15/15	250,000	309,027
Health Services Total			562,475
Hospitals 15.0%			


Edgar Filing: COLONIAL INVESTMENT GRADE MUNICIPAL TRUST - Form N-Q

AR Washington County				
	Washington Regional Medical Center, Series 2005 B, 5.000% 02/01/30		400,000	405,988
CA Health Facilities Financing Authority				
	Catholic Healthcare West, Series 2004 I, 4.950% 07/01/26		200,000	212,328
CA Rancho Mirage Joint Powers Financing Authority				
	Eisenhower Medical Center, Series 2004, 5.625% 07/01/29		1,000,000	1,065,430
CA Statewide Communities Development Authority				
	Kaiser Permanente, Series 2004 I, 3.450% 04/01/35		250,000	246,635
CA Turlock				
	Emanuel Medical Center, Inc., Series 2004, 5.375% 10/15/34		500,000	523,680
CO Health Facilities Authority				
	Parkview Medical Center,			

Municipal Bonds (continued)	Par (\$)	Value (\$)
[Redacted content]		

HEALTH CARE (continued)

Hospitals (continued)




Edgar Filing: COLONIAL INVESTMENT GRADE MUNICIPAL TRUST - Form N-Q

	Series 2004, 5.000% 09/01/25	250,000	257,135
	Vail Valley Medical Center Project, Series 2004, 5.000% 01/15/20	250,000	261,210
DE Health Facilities Authority	Beebe Medical Center, Series 2004 A, 5.000% 06/01/16	500,000	527,130
FL Orange County Health Facilities Authority	Orlando Regional Healthcare System: Series 1996 C, Insured: MBIA		
	6.250% 10/01/13	720,000	849,715
	Series 1999, 6.000% 10/01/26	175,000	186,414
	Series 2002, 5.750% 12/01/32	150,000	161,670
FL South Broward Hospital District	Series 2002, 5.625% 05/01/32	1,000,000	1,082,960
GA Coffee County Hospital Authority	Coffee Regional Medical Center, Inc., Series 2004, 5.000% 12/01/26	350,000	361,291
IL Development Finance Authority	Adventist Health System, Series 1999, 5.500% 11/15/20	900,000	950,031
IL Southwestern Development Authority	Anderson Hospital, Series 1999, 5.375% 08/15/15	380,000	396,408
IN Health Facility Financing Authority	Community Foundation of Northwest Indiana, Inc., Series 2004 A, 6.000% 03/01/34	150,000	161,259
KS University Hospital Authority	Kansas University Health System, Series 2002, 5.625% 09/01/32	500,000	526,405
LA Public Facilities Authority	Touro Infirmary, Series 1999 A, 5.625% 08/15/29	500,000	515,985
MA Health & Educational Facilities Authority	Milford-Whitinsville Regional Hospital, Series 1998 C, 5.750% 07/15/13	500,000	523,830
	South Shore Hospital,		

Municipal Bonds (continued)	Par (\$)	Value (\$)
[Redacted content]		

HEALTH CARE (continued)

Hospitals (continued)




Edgar Filing: COLONIAL INVESTMENT GRADE MUNICIPAL TRUST - Form N-Q

	Series 1999 F, 5.750% 07/01/29	1,000,000	1,047,250
MD Health & Educational Facilities Authority			
	Lifebridge Health, Series 2004 A, 5.125% 07/01/34	250,000	261,085
MD Health & Higher Educational Facilities Authority			
	Adventist Healthcare: Series 2003 A, 5.000% 01/01/16	250,000	260,355
	5.750% 01/01/25	250,000	270,632
	University of Maryland Medical System, Series 2000, 6.750% 07/01/30	250,000	280,700
MI Hospital Finance Authority			
	Oakwood Obligated Group, Series 2003, 5.500% 11/01/18	400,000	433,596
MN St. Paul Housing & Redevelopment Authority			
	HealthEast, Inc.,: 5.150% 11/15/20(a)	250,000	259,208
	Series 1993 B, 6.625% 11/01/17	230,000	230,860
	Series 2001 A, 5.700% 11/01/15	250,000	259,988
MT Facilities Finance Authority			
	Montana's Children's Home and Hospital, Series 2005 B, 4.750% 01/01/24	250,000	257,010
NH Higher Educational & Health Facilities Authority			
	Catholic Medical Center, Series 2002, 6.125% 07/01/32	500,000	539,210
NJ Health Care Facilities Authority			
	Capital Health Systems, Inc., Series 2003 A, 5.750% 07/01/23	350,000	380,999
NV Henderson			
	Catholic Healthcare West: Series 1998, 5.375% 07/01/26	250,000	257,440
	Series 1999 A, 6.750% 07/01/20	500,000	558,835
NY Dormitory Authority			
	Mount Sinai Hospital, NYU Hospitals Center and Hospital for Joint Diseases Orthopedic Institute:		

Municipal Bonds (continued)	Par (\$)	Value (\$)
[Redacted content]		

HEALTH CARE (continued)

Hospitals (continued)



Edgar Filing: COLONIAL INVESTMENT GRADE MUNICIPAL TRUST - Form N-Q

	Series 2000,		
	5.500% 07/01/26	300,000	306,246
	5.500% 07/01/26	200,000	204,154
	North Shore - Long Island Jewish Medical Center, Series 2003,		
	5.500% 05/01/33	100,000	106,932
OH Lakewood			
	Lakewood Hospital Association, Series 2003,		
	5.500% 02/15/14	385,000	419,134
RI Health & Education Building Corp.			
	Hospital Foundation, Lifespan Obligated Group, 6.375% 08/15/21	500,000	560,835
SC Jobs-Economic Development Authority			
	Bon Secours Health Systems, Inc., Series 2002 A, 5.500% 11/15/23	500,000	532,660
SC Lexington County Health Services District			
	Lexington Medical Center Project, Refunding, Series 2003, 5.500% 11/01/23	500,000	536,295
SD Health & Educational Facilities Authority			
	Sioux Valley Hospital & Health System, Series 2004 A, 5.250% 11/01/34	250,000	263,865
TX Comal County Health Facilities Development Authority			
	McKenna Memorial, Series 2002 A, 6.250% 02/01/32	500,000	539,915
VA Augusta County Industrial Development Authority			
	Augusta Health Care, Inc., Series 2003, 5.250% 09/01/19	1,000,000	1,106,930
WI Health & Educational Facilities Authority			
	Aurora Health Care, Inc., Series 2003, 6.400% 04/15/33	175,000	195,311
	Fort Healthcare, Inc., 5.375% 05/01/18	385,000	410,780
Hospitals Total			19,695,729
Intermediate Care Facilities 0.5%			

Edgar Filing: COLONIAL INVESTMENT GRADE MUNICIPAL TRUST - Form N-Q

IL Development Finance Authority

Hoosier Care, Inc.,
Series 1999 A,
7.125% 06/01/34

460,000

433,394

MA Development Finance Agency

Municipal Bonds (continued)	Par (\$)	Value (\$)
[Redacted content]		

HEALTH CARE (continued)
Intermediate Care Facilities
(continued)



Edgar Filing: COLONIAL INVESTMENT GRADE MUNICIPAL TRUST - Form N-Q

	Evergreen Center, Inc.,		
	Series 2005,		
	5.000% 01/01/24	250,000	252,397
Intermediate Care Facilities Total			685,791
Nursing Homes	3.0%		

Edgar Filing: COLONIAL INVESTMENT GRADE MUNICIPAL TRUST - Form N-Q

AK Juneau			
	St. Ann's Care Center, Inc.,		
	Series 1999,		
	6.875% 12/01/25	500,000	493,085
CO Health Facilities Authority			
	Pioneer Health Care,		
	Series 1989,		
	10.500% 05/01/19	1,540,000	1,199,290
DE Economic Development Authority			
	Churchman Village Project,		
	Series 1991 A,		
	10.000% 03/01/21	865,000	875,778
PA Chester County Industrial Development Authority			
	Pennsylvania Nursing Home,		
	Series 2002,		
	8.500% 05/01/32	750,000	789,930
PA Delaware County Industrial Development Authority			
	Care Institute-Main Line LLC,		
	Series 2005,		
	9.000% 08/01/31	540,000	520,247
WI Health & Educational Facilities Authority			
	Metro Health Foundation, Inc.,		
	Series 1993,		
	11.000% 11/01/22 (b)	966,819	97
Nursing Homes Total			3,878,427
HEALTH CARE TOTAL			33,043,450

HOUSING 10.5%

Assisted Living / Senior 1.1%

Edgar Filing: COLONIAL INVESTMENT GRADE MUNICIPAL TRUST - Form N-Q

NC Medical Care Commission			
	DePaul Community Facilities, Series 1998, 6.125% 01/01/28	500,000	467,835
NY Suffolk County Industrial Development Agency			
	Gurwin-Jewish Phase II, Series 2004, 6.700% 05/01/39	500,000	527,165
TX Bell County Health Facility Development Corp.			
	Care Institute, Inc.,		

Municipal Bonds (continued)	Par (\$)	Value (\$)
[Redacted content]		

HOUSING (continued)

Assisted Living / Senior (continued)



Edgar Filing: COLONIAL INVESTMENT GRADE MUNICIPAL TRUST - Form N-Q

	Series 1994, 9.000% 11/01/24	460,000	446,513
Assisted Living / Senior Total			1,441,513
Multi Family 6.4%			


Edgar Filing: COLONIAL INVESTMENT GRADE MUNICIPAL TRUST - Form N-Q

DC Housing Finance Agency			
	Henson Ridge, Series 2004 E, AMT, Insured: FHA 5.100% 06/01/37	500,000	516,765
FL Broward County Housing Finance Authority			
	Chaves Lake Apartment Project, Series 2000 A, AMT, 7.500% 07/01/40	500,000	506,690
FL Clay County Housing Finance Authority			
	Madison Commons Apartments, Series 2000 A, AMT, 7.450% 07/01/40	250,000	254,090
MA Housing Finance Agency			
	Series 2004 A, AMT: Insured: FSA 5.250% 07/01/25	2,000,000	2,076,560
	Series 2005 B, 5.000% 06/01/30	455,000	472,276
	Series 2005 E, AMT, 5.000% 12/01/28	250,000	254,993
ME Housing Authority			
	Series 2005 A-2, AMT, Insured: FSA 4.950% 11/15/27	500,000	509,170
MN White Bear Lake			
	Birch Lake Townhome Project: Series 1989 A, AMT, 10.250% 07/15/19	775,000	736,250
	Series 1989 B, AMT, (c) 07/15/19	668,000	210,447
NC Medical Care Commission			
	ARC Projects, Series 2004 A, 5.800% 10/01/34	305,000	317,285
NJ Middlesex County Improvement Authority			
	Street Student Housing Project, Series 2004 A, 5.000% 08/15/18	300,000	315,468
NM Mortgage Finance Authority			
	Series 2005 E, AMT, Insured: FHA 4.800% 09/01/40	500,000	500,090
Resolution Trust Corp.			
	Pass-Through Certificates, Series 1993 A,		

Municipal Bonds (continued)	Par (\$)	Value (\$)
[Redacted content]		

HOUSING (continued)

Multi - Family (continued)



Edgar Filing: COLONIAL INVESTMENT GRADE MUNICIPAL TRUST - Form N-Q

	8.500% 12/01/16 (g)	227,741	226,279
TN Chattanooga Health, Educational & Housing Facility Board			
	CDFI Phase I LLC Project		
	Series 2005,		
	5.000% 10/01/25	500,000	502,340
WA Tacoma Housing Authority			
	Redwood,		
	Series 2005, AMT,		
	Insured: GNMA		
	5.050% 11/20/37	1,040,000	1,063,826
Multi - Family Total			8,462,529
Single Family 3.0%			

Edgar Filing: COLONIAL INVESTMENT GRADE MUNICIPAL TRUST - Form N-Q

CO Housing Finance Authority			
	Series 2000 B-2, AMT, 7.250% 10/01/31	100,000	102,116
IL Chicago			
	Series 2000 A, AMT, Guarantor: FNMA 7.150% 09/01/31	35,000	35,882
MA Housing Finance Agency			
	Series 2005 118, AMT, 4.850% 12/01/35(a)	750,000	755,505
ME Housing Authority			
	Series 2005 D-2, AMT, 4.800% 11/15/36	1,500,000	1,507,995
MT Board of Housing			
	Series 2005 A, AMT, 5.000% 06/01/36	1,000,000	1,023,550
WI Housing & Economic Development Authority			
	Series 2005 C, AMT, 4.875% 03/01/36	500,000	503,330
Single - Family Total			3,928,378
HOUSING TOTAL			13,832,420

INDUSTRIALS 3.1%
Food Products 1.0%

Edgar Filing: COLONIAL INVESTMENT GRADE MUNICIPAL TRUST - Form N-Q

MI Strategic Fund

Michigan Sugar Co., Carrollton
Project,

Series 1998 C, AMT,

6.550% 11/01/25

250,000

242,010

**NE Washington County Waste Water
Facilities Authority**

Cargill, Inc.,

Series 2002, AMT,

Municipal Bonds (continued)	Par (\$)	Value (\$)
[Redacted content]		

INDUSTRIALS (continued)

Food Products (continued)



Edgar Filing: COLONIAL INVESTMENT GRADE MUNICIPAL TRUST - Form N-Q

	5.900% 11/01/27	1,000,000	1,100,280
Food Products Total			1,342,290
Forest Products & Paper	1.1%		

Edgar Filing: COLONIAL INVESTMENT GRADE MUNICIPAL TRUST - Form N-Q

AL Camden Industrial Development Board			
	Weyerhaeuser Co., Series 2003 B, AMT, 6.375% 12/01/24	275,000	302,819
AR Camden Environmental Improvement Authority			
	International Paper Co., Series 2004 A, AMT, 5.000% 11/01/18	500,000	508,985
FL Escambia County Environmental Improvement Authority			
	Series 2003 A, AMT, 5.750% 11/01/27	250,000	261,487
MS Lowndes County			
	Weyerhaeuser Co. Project, Series 1992 B, 6.700% 04/01/22	325,000	399,571
Forest Products & Paper Total			1,472,862
Manufacturing 0.2%			

MO Development Finance Board

	Procter & Gamble Co., Series 1999, AMT, 5.200% 03/15/29	250,000	281,105
Manufacturing Total			281,105
Oil & Gas 0.8%			

Edgar Filing: COLONIAL INVESTMENT GRADE MUNICIPAL TRUST - Form N-Q

NJ Middlesex County Pollution Authority

Amerada Hess Corp., Series 2004, 6.050% 09/15/34	175,000	187,644
--	---------	---------

NV Clark County Industrial Development Authority

Southwest Gas Corp., Series 2003 E, AMT, 5.800% 03/01/38	250,000	270,083
--	---------	---------

TX Gulf Coast Industrial Development Authority

Citgo Petroleum, Series 1998, AMT, 8.000% 04/01/28	250,000	285,607
--	---------	---------


VI Public Finance Authority

Hovensa LLC, Series 2003, AMT,		
-----------------------------------	--	--

Municipal Bonds (continued)	Par (\$)	Value (\$)
[Redacted content]		

INDUSTRIALS (continued)

Oil & Gas (continued)



Edgar Filing: COLONIAL INVESTMENT GRADE MUNICIPAL TRUST - Form N-Q

	6.125% 07/01/22	200,000	221,046
Oil & Gas Total			964,380
INDUSTRIALS TOTAL			4,060,637

OTHER 8.5%
Other 0.5%

Edgar Filing: COLONIAL INVESTMENT GRADE MUNICIPAL TRUST - Form N-Q

NY Convention Center Operating Corp.			
	Yale Building Project,		
	Series 2003,		
	(c) 06/01/08	700,000	614,306
Other Total			614,306
Pool / Bond Bank	1.4%		

Edgar Filing: COLONIAL INVESTMENT GRADE MUNICIPAL TRUST - Form N-Q

KS Development Finance Authority			
	Water Pollution Control,		
	5.500% 11/01/17	1,125,000	1,315,856
OH Summit County Port Authority			
	Seville Project,		
	Series 2005 A,		
	5.100% 05/15/25	500,000	507,150
Pool / Bond Bank Total			1,823,006
Refunded / Escrowed(d) 5.4%			

Edgar Filing: COLONIAL INVESTMENT GRADE MUNICIPAL TRUST - Form N-Q

**CA Golden State Tobacco
Securitization Corp.**

Series 2003 B, Pre-refunded 06/01/13, 5.500% 06/01/43	500,000	567,445
---	---------	---------

**FL Orange County Health Facilities
Authority**

Orlando Regional Healthcare System, Escrowed to Maturity, Series 1996 C, Insured: MBIA 6.250% 10/01/13	1,740,000	2,078,361
--	-----------	-----------

IL Health Facilities Authority

Swedish American Hospital, Series 2000, Pre-refunded 05/15/10, 6.875% 11/15/30	500,000	575,950
---	---------	---------

MI Garden City School District

Series 2001, Insured: QSBLF 5.500% 05/01/16	325,000	359,362
---	---------	---------


**MO Health & Educational Facilities
Authority**

Central Institute for the Deaf, Series 1999, Pre-refunded 01/01/10		
--	--	--

Municipal Bonds (continued)	Par (\$)	Value (\$)
[Redacted content]		

OTHER (continued)

Refunded / Escrowed(d) (continued)



Edgar Filing: COLONIAL INVESTMENT GRADE MUNICIPAL TRUST - Form N-Q

	Insured: RAD		
	5.850% 01/01/22	600,000	648,432
NC Lincoln County			
	Lincoln County Hospital, Series 1991, Escrowed to Maturity, 9.000% 05/01/07	45,000	47,847
NC Municipal Power Agency			
	Catawba No. 1, Escrowed to Maturity, Series 1986, 5.000% 01/01/20	1,670,000	1,875,477
NY New York City			
	Series 1997 A, Pre-refunded: 08/01/06, 7.000% 08/01/07	80,000	84,215
TN Shelby County Health, Educational & Housing Facilities Board			
	Open Arms Development Centers: Series 1992 A, Pre-refunded 08/01/07, 9.750% 08/01/19	390,000	451,823
	Series 1992 C, Pre-refunded 08/01/12, 9.750% 08/01/19	395,000	457,615
Total Refunded / Escrowed			7,146,527
Tobacco 1.2%			

Edgar Filing: COLONIAL INVESTMENT GRADE MUNICIPAL TRUST - Form N-Q

**CA Golden State Tobacco
Securitization Corp.**

Series 2003 A-1, 6.250% 06/01/33	750,000	837,090
-------------------------------------	---------	---------

**SC Tobacco Settlement Financing
Corp.**

Series 2001 B, 6.375% 05/15/28	400,000	431,436
-----------------------------------	---------	---------

**WI Badger Tobacco Asset
Securitization Corp.**

Series 2002, 6.375% 06/01/32	250,000	273,355
---------------------------------	---------	---------

Tobacco Total		1,541,881
OTHER TOTAL		11,125,720

OTHER REVENUE 3.0%

Hotels 0.6%

**MA Boston Industrial Development
Finance Authority**

Crosstown Center Project, Series 2002, AMT, 6.500% 09/01/35	285,000	288,383
---	---------	---------

Municipal Bonds (continued)	Par (\$)	Value (\$)
[Redacted content]		

OTHER REVENUE (continued)

Hotels (continued)



**NJ Middlesex County Improvement
Authority**

	Heldrich Associates, LLC, Series 2005 B, 6.250% 01/01/37	500,000	503,970
Hotels Total			792,353

Recreation 1.6%

Edgar Filing: COLONIAL INVESTMENT GRADE MUNICIPAL TRUST - Form N-Q

CA Cabazon Band Mission Indians

Series 2004:

8.375% 10/01/15 (g)	110,000	113,993
8.750% 10/01/19 (g)	390,000	404,309

DC District of Columbia

Smithsonian Institute,
Series 1997,

5.000% 02/01/28	1,000,000	1,024,220
-----------------	-----------	-----------

FL Capital Trust Agency

Seminole Tribe Convention Center,
Series 2002 A,

10.000% 10/01/33 (g)	500,000	550,500
----------------------	---------	---------

Recreation Total

2,093,022

Retail 0.8%

Edgar Filing: COLONIAL INVESTMENT GRADE MUNICIPAL TRUST - Form N-Q

MN International Falls

Boise Cascade Corp. Project,
Series 1999, AMT,
6.850% 12/01/29

500,000

542,935

**NY New York City Industrial
Development Agency**

IAC/Interactive Corp.,
Series 2005,
5.000% 09/01/35

500,000

512,300

Retail Total

1,055,235

OTHER REVENUE TOTAL

3,940,610

RESOURCE RECOVERY 3.0%

Disposal 1.2%



Edgar Filing: COLONIAL INVESTMENT GRADE MUNICIPAL TRUST - Form N-Q

IL Development Finance Authority

Waste Management, Inc., Series 1997, AMT, 5.050% 01/01/10	500,000	523,510
---	---------	---------

MA Industrial Finance Agency

Peabody Monofill Associates, Inc. Project, Series 1994, 9.000% 09/01/05	45,000	45,000
--	--------	--------

MI Strategic Fund


Waste Management, Inc., Series 1995, AMT,		
--	--	--

Municipal Bonds (continued)	Par (\$)	Value (\$)
[Redacted content]		

RESOURCE RECOVERY

(continued)

Disposal (continued)



Edgar Filing: COLONIAL INVESTMENT GRADE MUNICIPAL TRUST - Form N-Q

	5.200% 04/01/10	500,000	527,345
OH Solid Waste			
	Republic Services, Series 2004, AMT,		
	4.250% 04/01/33	500,000	495,730
Disposal Total			1,591,585
Resource Recovery	1.8%		

Edgar Filing: COLONIAL INVESTMENT GRADE MUNICIPAL TRUST - Form N-Q

MA Industrial Finance Agency			
	Ogden Haverhill Project,		
	Series 1998 A, AMT,		
	5.450% 12/01/12	1,250,000	1,282,838
PA Delaware County Industrial Development Authority			
	BFI,		
	Series 1997 A,		
	6.100% 07/01/13	1,000,000	1,051,470
Resource Recovery Total			2,334,308
RESOURCE RECOVERY TOTAL			3,925,893

TAX - BACKED 50.2%
Local Appropriated 4.8%

Edgar Filing: COLONIAL INVESTMENT GRADE MUNICIPAL TRUST - Form N-Q

CA Compton			
	Civic Center & Capital Improvements, Series 1997 A, 5.500% 09/01/15	500,000	521,910
CA Los Angeles County			
	Series 1999 A, Insured: AMBAC (c) 08/01/21	2,135,000	1,056,355
MN Andover Economic Development Authority			
	Andover Community Center, 5.000% 02/01/19	600,000	633,714
MN Hibbing Economic Development Authority			
	Series 1997, 6.400% 02/01/12	335,000	341,211
MO St. Louis Industrial Development Finance Authority			
	St. Louis Convention Center, Series 2000, Insured: AMBAC (c) 07/15/18	300,000	174,810
SC Berkeley County School District			
	Series 2003, 5.000% 12/01/28	500,000	516,690
SC Dorchester County School District No. 2			
	Series 2004,		

Municipal Bonds (continued)	Par (\$)	Value (\$)
[Redacted content]		

TAX - BACKED (continued)
Local Appropriated (continued)



Edgar Filing: COLONIAL INVESTMENT GRADE MUNICIPAL TRUST - Form N-Q

	5.250% 12/01/29	250,000	263,268
SC Lancaster Educational Assistance Program			
	Lancaster County School District, Series 2004,		
	5.000% 12/01/26	550,000	564,300
SC Laurens County School District No. 55			
	Series 2005,		
	5.250% 12/01/30	350,000	363,755
TX Houston Independent School District			
	Series 1999 A, Insured: AMBAC		
	(c) 09/15/13	2,500,000	1,827,225
Local Appropriated Total			6,263,238
Local General Obligation 16.1%			

Edgar Filing: COLONIAL INVESTMENT GRADE MUNICIPAL TRUST - Form N-Q

CA Modesto High School District			
	Series 2002 A, Insured: FGIC (c) 08/01/19	1,350,000	743,742
CA Pomona Unified School District			
	Series 2000 A, Insured: MBIA 6.450% 08/01/22	1,000,000	1,300,190
CA Vallejo City Unified School District			
	Series 2002 A, Insured: MBIA 5.900% 08/01/25	2,000,000	2,454,040
CA West Contra Costa Unified School District			
	Series 2001 B, Insured: MBIA 6.000% 08/01/24	250,000	315,512
CO Highlands Ranch Metropolitan District			
	Series 1996, Insured: CGIC 6.500% 06/15/11	1,375,000	1,600,569
IL Chicago			
	Series 1995 A-2, Insured: AMBAC 6.250% 01/01/14	1,480,000	1,755,428
	Series 1999, Insured: FGIC 5.500% 01/01/23	1,000,000	1,184,800
	Series 2001 A, Insured: MBIA (c) 01/01/15	3,000,000	2,054,040
IL Hoffman Estates Park District			
	Debt Certificates, 5.000% 12/01/16	500,000	535,115

Municipal Bonds (continued)	Par (\$)	Value (\$)
[Redacted content]		

TAX - BACKED (continued)

**Local General Obligation
(continued)**

Edgar Filing: COLONIAL INVESTMENT GRADE MUNICIPAL TRUST - Form N-Q

IL St. Clair County Public Building Commission			
	Series 1997 B, Insured: FGIC (c) 12/01/13	2,000,000	1,456,260
IL St. Clair County			
	Series 1999, Insured: FGIC (c) 10/01/16	2,000,000	1,265,820
IL Will County School District No. 17			
	Series 2001, Insured: AMBAC 8.500% 12/01/15	1,400,000	1,967,770
MI St. John s Public School			
	Series 1998, Insured: FGIC 5.100% 05/01/25	1,000,000	1,142,840
NY New York City			
	Series 2003 J, 5.500% 06/01/18	500,000	551,975
OH Kenston Local School District			
	Series 2003, Insured: MBIA 5.000% 12/01/23	1,000,000	1,081,230
TX Brenham			
	Series 2001, Insured: FSA 5.375% 08/15/16	1,040,000	1,145,758
TX Dallas County Flood Control District			
	Series 2002, 7.250% 04/01/32	500,000	523,290
Local General Obligations Total			21,078,379
Special Non-property Tax 6.4%			

Edgar Filing: COLONIAL INVESTMENT GRADE MUNICIPAL TRUST - Form N-Q

FL Tampa Sports Authority				
	Tampa Bay Arena Project, Series 1995, Insured: MBIA			
	5.750% 10/01/25		1,000,000	1,238,390
KS Wyandotte County Unified Government				
	Series 2005, 5.000% 12/01/20		100,000	102,903
NJ Economic Development Authority				
	Cigarette Tax, Series 2004, 5.750% 06/15/29		500,000	540,020
NM Dona Ana County				
	Series 1998, Insured: AMBAC 5.500% 06/01/15		1,000,000	1,151,720

Municipal Bonds (continued)	Par (\$)	Value (\$)
[Redacted content]		

TAX - BACKED (continued)

Special Non-property Tax

(continued)



**NY Local Government Assistance
Corp.**

Edgar Filing: COLONIAL INVESTMENT GRADE MUNICIPAL TRUST - Form N-Q

	Series 1993 E, 5.000% 04/01/21	3,000,000	3,334,230
NY New York City Transitional Finance Authority			
	Series 1998 A, 5.000% 11/15/26	1,960,000	2,075,248
Special Non - Property Tax Total			8,442,511
Special Property Tax 4.0%			


Edgar Filing: COLONIAL INVESTMENT GRADE MUNICIPAL TRUST - Form N-Q

CA Huntington Beach Community Facilities District			
	Grand Coast Resort, Series 2001-1, 6.450% 09/01/31	300,000	316,434
CA Lincoln Community Facilities District No. 2003-1			
	Series 2004, 5.550% 09/01/18	500,000	532,330
CA Oakdale Public Financing Authority			
	Central City Redevelopment Project, Series 2004, 5.375% 06/01/33	500,000	513,115
FL Celebration Community Development District			
	Series 2003 A, 6.400% 05/01/34	245,000	262,302
FL Double Branch Community Development District			
	Series 2002 A, 6.700% 05/01/34	330,000	360,548
FL Seven Oaks Community Development District			
	Series 2004 A, 5.875% 05/01/35	500,000	510,450
	Series 2004 B, 5.000% 05/01/09	250,000	251,840
GA Atlanta			
	Eastside Project, Series 2005 A, AMT, 5.625% 01/01/16	400,000	411,692
IL Chicago			
	Pilsen Redevelopment, Series 2004 B, 6.750% 06/01/22	610,000	644,343
IL Lincolnshire Special Services Area No. 1			
	Sedgebrook Project, Series 2004, 6.250% 03/01/34	225,000	239,359

Municipal Bonds (continued)	Par (\$)	Value (\$)
[Redacted content]		

TAX - BACKED (continued)

Special Property Tax (continued)



**IL Plano Special Service Area No. 4
Special Tax**

Edgar Filing: COLONIAL INVESTMENT GRADE MUNICIPAL TRUST - Form N-Q

	Series 2005 5-B, 6.000% 03/01/35	750,000	754,935
MO Riverside			
	L-385 Levee Project, Series 2004, 5.250% 05/01/20	500,000	519,560
Special Property Tax Total			5,316,908
State Appropriated 11.2%			

Edgar Filing: COLONIAL INVESTMENT GRADE MUNICIPAL TRUST - Form N-Q

IN Office Building Commission			
	Women s Prison, Series 1995 B, Insured: AMBAC		
	6.250% 07/01/16	2,820,000	3,382,646
KY Property & Buildings Commission			
	Project No. 73, Series 2001, 5.500% 11/01/14	455,000	506,392
NY Dormitory Authority			
	City University, Series 1993 A, 5.750% 07/01/18	5,000,000	5,847,800
	State University, Series 2000 C, Insured: FSA		
	5.750% 05/15/17	1,000,000	1,188,020
NY Urban Development Corp.			
	5.600% 04/01/15	1,000,000	1,134,660
UT Building Ownership Authority			
	Facilities Master Lease, Series 1998 C, Insured: FSA		
	5.500% 05/15/19	1,750,000	2,042,950
WV Building Commission			
	Series 1998 A, Insured: AMBAC		
	5.375% 07/01/18	500,000	570,075
State Appropriated Total			14,672,543
State General Obligations 7.7%			


Edgar Filing: COLONIAL INVESTMENT GRADE MUNICIPAL TRUST - Form N-Q

CA State			
	Series 1995,		
	5.750% 03/01/19	70,000	71,111
DC District of Columbia			
	Series 1999 A,		
	Insured: FSA		
	5.375% 06/01/18	890,000	960,497
MA State			
	Series 1998 C,		
	5.250% 08/01/17	1,000,000	1,137,890

Municipal Bonds (continued)	Par (\$)	Value (\$)
[Redacted content]		

TAX - BACKED (continued)

State General Obligations (continued)




Edgar Filing: COLONIAL INVESTMENT GRADE MUNICIPAL TRUST - Form N-Q

NJ State			
	Series 2001 H, Insured: MBIA		
	5.250% 07/01/16	2,000,000	2,276,440
PR Commonwealth of Puerto Rico			
	Aqueduct & Sewer Authority,; Series 1995, Insured: MBIA		
	6.250% 07/01/12	1,000,000	1,177,760
	6.250% 07/01/13	750,000	895,305
	Series 2001, Insured: FSA		
	5.500% 07/01/17	1,000,000	1,173,280
	Series A, GO, 5.000% 07/01/30	300,000	321,285
TX State			
	Series 1999 ABC, 5.500% 08/01/35	2,000,000	2,142,120
Total State General Obligations			10,155,688
TAX BACKED TOTAL			65,929,267

TRANSPORTATION 10.5%

Air Transportation 2.7%




Edgar Filing: COLONIAL INVESTMENT GRADE MUNICIPAL TRUST - Form N-Q

IN Indianapolis Airport Authority				
	Fed Ex Corp.,			
	Series 2004, AMT,			
	5.100% 01/15/17	250,000		264,457
MN Minneapolis & St. Paul Metropolitan Airports Commission				
	Northwest Airlines, Inc.,			
	Series 2001 A, AMT,			
	7.000% 04/01/25	350,000		313,565
NC Charlotte/Douglas International Airport				
	US Airways, Inc.:			
	Series 1998, AMT,			
	5.600% 07/01/27 (e)	500,000		323,355
	Series 2000, AMT,			
	7.750% 02/01/28 (e)	500,000		364,295
NJ Economic Development Authority				
	Continental Airlines, Inc.,			
	Series 1999, AMT,			
	6.250% 09/15/19	900,000		825,984
NY Port Authority of New York & New Jersey				
	JFK International Air Terminal,			
	Series 1997, AMT,			
	Insured: MBIA			
	6.250% 12/01/08	1,000,000		1,084,140

Municipal Bonds (continued)	Par (\$)	Value (\$)
[Redacted content]		

TRANSPORTATION (continued)

Air Transportation (continued)



TX Houston Industrial Development Corp.

	United Parcel Services, Series 2002, AMT, 6.000% 03/01/23	375,000	393,735
Air Transportation Total			3,569,531

Airports 0.9%

Edgar Filing: COLONIAL INVESTMENT GRADE MUNICIPAL TRUST - Form N-Q

MA Port Authority

Series 1999, IFRN,

Insured: FGIC

8.916% 07/01/29 (g)

1,000,000

1,216,000

Airports Total

1,216,000

Toll Facilities 4.5%

Edgar Filing: COLONIAL INVESTMENT GRADE MUNICIPAL TRUST - Form N-Q

CA Foothill/Eastern Transportation Corridor Agency			
	Series 1995 A, 5.000% 01/01/35 (f)	1,000,000	964,170
CA San Joaquin Hills Transportation Corridor Agency			
	Series 1997 A, Insured: MBIA (c) 01/15/15	2,000,000	1,377,540
CO Northwest Parkway Public Highway Authority			
	Series 2001 D, 7.125% 06/15/41	500,000	541,075
NH Turnpike Systems			
	Series 1991 C, IFRN, Insured: FGIC 11.230% 11/01/17	1,000,000	1,126,600
NY Thruway Authority			
	Second General Highway & Bridge Trust Fund, Series 2005 B, Insured: AMBAC 5.500% 04/01/20(a)	1,540,000	1,813,920
Toll Facilities Total			5,823,305
Transportation 2.4%			

Edgar Filing: COLONIAL INVESTMENT GRADE MUNICIPAL TRUST - Form N-Q

IL Regional Transportation Authority

Series 1994 C,

Insured: FGIC

7.750% 06/01/20

1,000,000

1,416,080

NV Department of Business & Industry

Las Vegas Monorail Project:

Series 2000,

7.375% 01/01/30

250,000

263,778

7.375% 01/01/40

250,000

262,645

OH Toledo-Lucas County Port Authority

CSX Transportation, Inc.,

Series 1992,

Municipal Bonds (continued)	Par (\$)	Value (\$)
[Redacted content]		

TRANSPORTATION (continued)

Transportation (continued)



Edgar Filing: COLONIAL INVESTMENT GRADE MUNICIPAL TRUST - Form N-Q

	6.450% 12/15/21	1,000,000	1,172,460
Transportation Total			3,114,963
TRANSPORTATION TOTAL			13,723,799

		Par (\$)	Value (\$)
UTILITIES	17.3%		

		Shares	Value (\$)
Independent Power Producers	1.6%		

Edgar Filing: COLONIAL INVESTMENT GRADE MUNICIPAL TRUST - Form N-Q

MI Midland County Economic Development Corp.			
	Series 2000 A, AMT, 6.875% 07/23/09	600,000	628,950
NY Suffolk County Industrial Development Authority			
	Nissequogue Cogeneration Partners Facilities, Series 1998, AMT, 5.500% 01/01/23	550,000	554,713
PA Carbon City Industrial Development Authority			
	Panther Creek Partners Project, Series 2000, AMT, 6.650% 05/01/10	125,000	135,767
PA Economic Development Financing Authority			
	Colver Project, Series G Insured: Not Applicable 5.125% 12/01/15	425,000	427,779
PR Commonwealth of Puerto Rico Industrial, Tourist, Educational, Medical & Environmental Facilities Authority			
	AES Project, Series 2000, AMT, 6.625% 06/01/26	320,000	347,210
Independent Power Producers Total			2,094,419
Investor Owned 10.5%			

Edgar Filing: COLONIAL INVESTMENT GRADE MUNICIPAL TRUST - Form N-Q

**CA Chula Vista Industrial
Development Authority**

San Diego Gas & Electric, Series 1996, AMT, 5.500% 12/01/21	625,000	677,769
---	---------	---------

**FL Polk County Industrial
Development Authority**

Tampa Electric Co. Project, Series 1996, AMT, 5.850% 12/01/30	500,000	516,675
---	---------	---------


IN Petersburg

Indiana Power & Light Co., Series 1993 B, Insured: MBIA 5.400% 08/01/17	2,500,000	2,836,725
--	-----------	-----------

Municipal Bonds (continued)	Par (\$)	Value (\$)
[Redacted content]		

UTILITIES (continued)

Investor Owned (continued)




Edgar Filing: COLONIAL INVESTMENT GRADE MUNICIPAL TRUST - Form N-Q

MI Strategic Fund			
	Detroit Edison Co., Series 1998 A, AMT, Insured: MBIA 5.550% 09/01/29	3,000,000	3,196,110
MS Business Finance Corp.			
	Systems Energy Resources Project, Series 1998, 5.875% 04/01/22	1,000,000	1,027,990
MT Forsyth			
	Portland General, Series 1998 A, 5.200% 05/01/33	150,000	156,720
NV Clark County Industrial Development Authority			
	Nevada Power Co.: Series 1995 B, AMT, 5.900% 10/01/30	250,000	250,043
	Series 1997 A, AMT, 5.900% 11/01/32	250,000	250,085
OH Air Quality Development Authority			
	Cleveland Electric Illuminating Company, Series 2002 A, 6.000% 12/01/13	650,000	687,602
PA Economic Development Financing Authority			
	Reliant Energy, Inc., Series 2001 A, AMT, 6.750% 12/01/36	200,000	216,356
TX Brazos River Authority			
	TXU Electric Co., Series 1999, AMT, 7.700% 04/01/33	250,000	300,757
	TXU Energy Co. LLC,: Series 2001 C, AMT, 5.750% 05/01/36	100,000	106,826
	Series 2003 C, AMT, 6.750% 10/01/38	270,000	302,041
TX Matagorda County Navigation District No. 1			
	Houston Light & Power Co., Series 1997, AMT, Insured: AMBAC 5.125% 11/01/28	2,000,000	2,230,660
WY Campbell County			
	Black Hills Power, Inc., Series 2004, 5.350% 10/01/24	500,000	519,955
WY Converse County			
	PacifiCorp, Series 1988, 3.900% 01/01/14	500,000	489,195
Investor Owned Total			13,765,509

Municipal Bonds (continued)	Par (\$)	Value (\$)
[Redacted content]		

UTILITIES (continued)

Joint Power Authority 3.7%



Edgar Filing: COLONIAL INVESTMENT GRADE MUNICIPAL TRUST - Form N-Q

MA Municipal Wholesale Electric Co.

	Power Supply System, Project 6-A, Series 2001, Insured: MBIA		
	5.250% 07/01/14	1,000,000	1,106,820

NC Eastern Municipal Power Agency

	Series 2003 F, 5.500% 01/01/16	285,000	307,786
--	-----------------------------------	---------	---------

NC Municipal Power Agency

	Catawba Electric No. 1: Series 1998 A, Insured: MBIA		
	5.500% 01/01/15	640,000	730,189
	Series 2003 A, Insured: MBIA		
	5.250% 01/01/18	2,500,000	2,751,825

Joint Power Authority Total

4,896,620

Water & Sewer 1.5%

Edgar Filing: COLONIAL INVESTMENT GRADE MUNICIPAL TRUST - Form N-Q

MS V Lakes Utility District			
	Series 1994,		
	8.250% 07/15/24	135,000	125,426
WA King County			
	Series 1999,		
	Insured: FGIC		
	5.250% 01/01/30	1,750,000	1,855,945
Water & Sewer Total			1,981,371

UTILITIES TOTAL

22,737,919


Total Municipal Bonds
(cost of \$176,568,839)

188,288,511

		Shares	Value (\$)
Municipal Preferred Stocks	1.3%		

HOUSING 1.3%

Multi - Family 1.3%




Charter Mac Equity Issuer Trust.

AMT:			
6.300% 04/30/19	500,000	553,035	
7.600% 11/30/10(g)	500,000	570,585	

HOUSING (continued)

Multi - Family (continued)



Edgar Filing: COLONIAL INVESTMENT GRADE MUNICIPAL TRUST - Form N-Q

GMAC Municipal Mortgage Trust

	AMT,		
	5.600% 10/31/39(g)	500,000	520,465
Multi - Family Total			1,644,085
HOUSING TOTAL			1,644,085

	Total Municipal Preferred Stocks (cost of \$1,500,000)	1,644,085
Investment Company	0.0%	

Edgar Filing: COLONIAL INVESTMENT GRADE MUNICIPAL TRUST - Form N-Q

Dreyfus Tax-Exempt Cash Management Fund	135	135
Total Investment Company (cost of \$135)		135

		Par (\$)	Value (\$)
Short-Term Obligations	1.4%		

Edgar Filing: COLONIAL INVESTMENT GRADE MUNICIPAL TRUST - Form N-Q

VARIABLE RATE DEMAND

NOTES (h) 1.4%

FL Pinellas County Health Facilities

Authority

All Childrens Hospital, Mease Health
Care, and Metropolitan General
Hospital,

Insured: AMBAC

LOC: Wachovia Bank N.A.

2.340% 12/01/15

500,000

500,000

IA Woodbury County Educational

Facility

Siouxland Medical Educational
Foundation,
Series 1996,

2.560% 11/01/16

100,000

100,000

IN Educational Facilities Authority

DePauw University,
LOC: Northern Trust Co.

2.320% 07/01/32

100,000

100,000

MN Cohasset

Power & Light Co. Project,
Series 1997 A,

2.320% 06/01/20

1,000,000

1,000,000

MN Mankato

Bethany Lutheran College, Inc.,
Series 2000 B,

LOC: Wells Fargo Bank

2.370% 11/01/15

100,000

100,000

MO Health & Educational Facilities

Authority

Bethesda Health Group of St.
Louis, Inc.,

Series 2001 A,

2.370% 08/01/31

100,000

100,000

VARIABLE RATE DEMAND NOTES TOTAL

1,900,000

Total Short-Term Obligations
(cost of \$1,900,000)

1,900,000

Total Investments	146.2%	
(cost of \$179,968,974)(i)(j)		191,832,731
Auction Preferred Shares plus cumulative unpaid distributions	(45.7)%	(60,016,827)
Other Assets & Liabilities, Net	(0.5)%	(610,979)
Net Assets Applicable to Common Shareholders	100.0%	131,204,925

Notes to Investment Portfolio:

* Security Valuation:

Debt securities generally are valued by pricing services approved by the Fund's Board of Trustees, based upon market transactions for normal, institutional-size trading units of similar securities. The services may use various pricing techniques which take into account appropriate factors such as yield, quality, coupon rate, maturity, type of issue, trading characteristics and other data, as well as broker quotes. Debt securities for which quotations are readily available are valued at an over-the-counter or exchange bid quotation. Certain debt securities, which tend to be more thinly traded and of lesser quality, are priced based on fundamental analysis of the financial condition of the issuer and the estimated value of any collateral. Valuations developed through pricing techniques may vary from the actual amounts realized upon sale of the securities, and the potential variation may be greater for those securities valued using fundamental analysis.

Equity securities, exchange traded funds and securities of certain investment companies are valued at the last sale price on the principal exchange on which they trade, except for securities traded on the NASDAQ, which are valued at the NASDAQ official close price. Unlisted securities or listed securities for which there were no sales during the day are valued at the closing bid price on such exchanges or over-the-counter markets.

Short-term debt obligations maturing within 60 days are valued at amortized cost, which approximates market value.

Futures contracts are valued at the settlement price established each day by the board of trade or exchange on which they are traded.

Investments for which market quotations are not readily available, or have quotations which management believes are not appropriate, are valued at fair value as determined in good faith under consistently applied procedures established by and under the general supervision of the Board of Trustees. If a security is valued at a fair value, such value is likely to be different from the last quoted market price for the security.

- (a) Security purchased on a delayed delivery basis.
- (b) The issuer has filed for bankruptcy protection under Chapter 11, and is in default of certain debt covenants. Income is not being accrued. At August 31, 2005, the value of this security represents 0.0% of net assets.
- (c) Zero coupon bond.
- (d)

Edgar Filing: COLONIAL INVESTMENT GRADE MUNICIPAL TRUST - Form N-Q

The Fund has been informed that each issuer has placed direct obligations of the U.S. Government in an irrevocable trust, solely for the payment of principal and interest.

- (e) The issuer has filed for bankruptcy protection under Chapter 11, and is in default of certain debt covenants. Income is being accrued. At August 31, 2005, the value of these securities amounted to \$687,650, which represents 0.5% of net assets.
- (f) A portion of the security with a market value of \$925,603 is pledged as collateral for open futures contracts.

- (g) Security exempt from registration pursuant to Rule 144A under the Securities Act of 1933. These securities may be resold in transactions exempt from registration, normally to qualified institutional buyers. At August 31, 2005, these securities amounted to \$3,602,131, which represents 2.7% of net assets.
- (h) Variable rate demand notes. These securities are payable upon demand and are secured by letters of credit or other credit support agreements from banks. The interest rates change periodically and the interest rates shown reflect the rates at August 31, 2005.
- (i) Cost for federal income tax purposes is \$179,968,974.
- (j) Unrealized appreciation and depreciation at August 31 2005 based on cost of investments for federal income tax purposes was:

Unrealized Appreciation	Unrealized Depreciation	Net Unrealized Appreciation
\$ 16,917,998	\$ (5,054,241)	\$ 11,863,757

At August 31, 2005, the Trust held the following open short futures contracts:

Type	Number of Contracts	Value	Aggregate Face Value	Expiration Date	Unrealized Depreciation
10-year U.S. Treasury Notes	176	\$ 19,725,750	\$ 19,722,224	Dec-2005	\$ (3,526)
U.S. Treasury Bonds	175	\$ 20,655,469	\$ 20,463,853	Dec-2005	(191,616)
					\$ (195,142)

Acronym	Name
AMBAC	Ambac Assurance Corp.
AMT	Alternative Minimum Tax
CGIC	Capital Guarantee Insurance Corp.
FGIC	Financial Guaranty Insurance Co.
FHA	Federal Housing Administration
FNMA	Federal National Mortgage Association
FSA	Financial Security Assurance, Inc.
GNMA	Government National Mortgage Association
GO	General Obligation Bond
IFRN	Inverse Floating Rate Note
LOC	Letter of Credit/Line of Credit
MBIA	MBIA Insurance Corp.
QSBLF	Qualified State Bond Loan Fund
RAD	Radian Asset Assurance, Inc.

Item 2. Controls and Procedures.

(a) The registrant's principal executive officer and principal financial officer, based on their evaluation of the registrant's disclosure controls and procedures as of a date within 90 days of the filing of this report, have concluded that such controls and procedures are adequately designed to ensure that information required to be disclosed by the registrant in Form N-Q is accumulated and communicated to the registrant's management, including the principal executive officer and principal financial officer, or persons performing similar functions, as appropriate to allow timely decisions regarding required disclosure.

(b) There were no changes in the registrant's internal control over financial reporting that occurred during the registrant's last fiscal quarter that has materially affected, or is reasonably likely to materially affect, the registrant's internal control over financial reporting.

Item 3. Exhibits.

Certifications pursuant to Rule 30a-2(a) under the Investment Company Act of 1940 (17 CFR 270.30a-2(a)) attached hereto as Exhibit 99.CERT.

SIGNATURES

Pursuant to the requirements of the Securities Exchange Act of 1934 and the Investment Company Act of 1940, the registrant has duly caused this report to be signed on its behalf by the undersigned, thereunto duly authorized.

(registrant)	Colonial Investment Grade Municipal Trust
By (Signature and Title)	/s/ Christopher L. Wilson Christopher L. Wilson, President
Date	October 27, 2005

Pursuant to the requirements of the Securities Exchange Act of 1934 and the Investment Company Act of 1940, this report has been signed below by the following persons on behalf of the registrant and in the capacities and on the dates indicated.

By (Signature and Title)	/s/ Christopher L. Wilson Christopher L. Wilson, President
Date	October 27, 2005
By (Signature and Title)	/s/ J. Kevin Connaughton J. Kevin Connaughton, Treasurer
Date	October 27, 2005
